

1963-66 & 68 Corvette Adaptor with Spacer Kit

For Part Number's 2202350020, 2202350030, 2202350040, 2202350051




Figure 1

Kit includes:

- 1- Adaptor (A.)
- 6 - 10-32x3/4 Flat Head Screws (B.)
- 1 - Horn Contact Kit (C.)
- 3 - 8-32x1/2 Socket Cap Screws (D.)
- 1 - 3rd Spoke Spacer w/Cutout (E.)



Figure 2



Figure 3



Figure 4



Figure 5



Figure 6




Figure 7

1. If your wheel has the layered third spoke (Figure 2) you will need this spacer kit. (Figure 3)
2. With the horn hole of the adaptor in the 10:00 position, lay the spacer on the top of the adaptor with holes lined up. (Figure 4)
3. Now set the wheel on top of the adaptor (Figure 5) with the layered spoke sitting in the cut out of the spacer.
4. Install the (6) 10-32x3/4 flat head screws and tighten. (Figure 6)
5. Insert spring into the white tube of the horn cam. (Figure 7)
6. Turn this sheet over to find instructions on how to install Horn Contact Pin.



www.ididitinc.com

ididit inc. 610 S. Maumee St. 49286 Tecumseh, MI PH: 517-424-0577 FAX: 517-424-7293

Instruction #: 8000010003 REV 01/13



Horn Contact Pin Assembly for 1963-66 & 68 Corvette

For Part Number's 2612000010




Figure 1

Kit includes:

- 1- Spring (A.)
- 1 - Locking Sleeve (B.)
- 1 - Pin (C.)



Figure 2




Figure 3

1. Slide black locking sleeve over the contact pin so that the sleeve sets on the large flat of the pin. (Figure 2)

2. With the large flat of the pin & holding the black sleeve, compress spring until the tab on the black sleeve lines up with the groove on the horn cam. (Figure 3)




Figure 4




Figure 5

3. Twist black sleeve to the right and lock into place. (Figure 4)

4. Once you have twisted locking sleeve into the groove, your installation of contact pin is now complete. (Figure 5)

5. Now install the horn contact plate with the 8-32 x 1/2 socket cap screws. Make sure to line up the "L" shaped bracket on the bottom of the contact plate with the horn hole. (Figure 6)



Figure 6



www.ididitinc.com

ididit inc. 610 S. Maumee St. 49286 Tecumseh, MI PH: 517-424-0577 FAX: 517-424-7293